



**CLARKSONS**

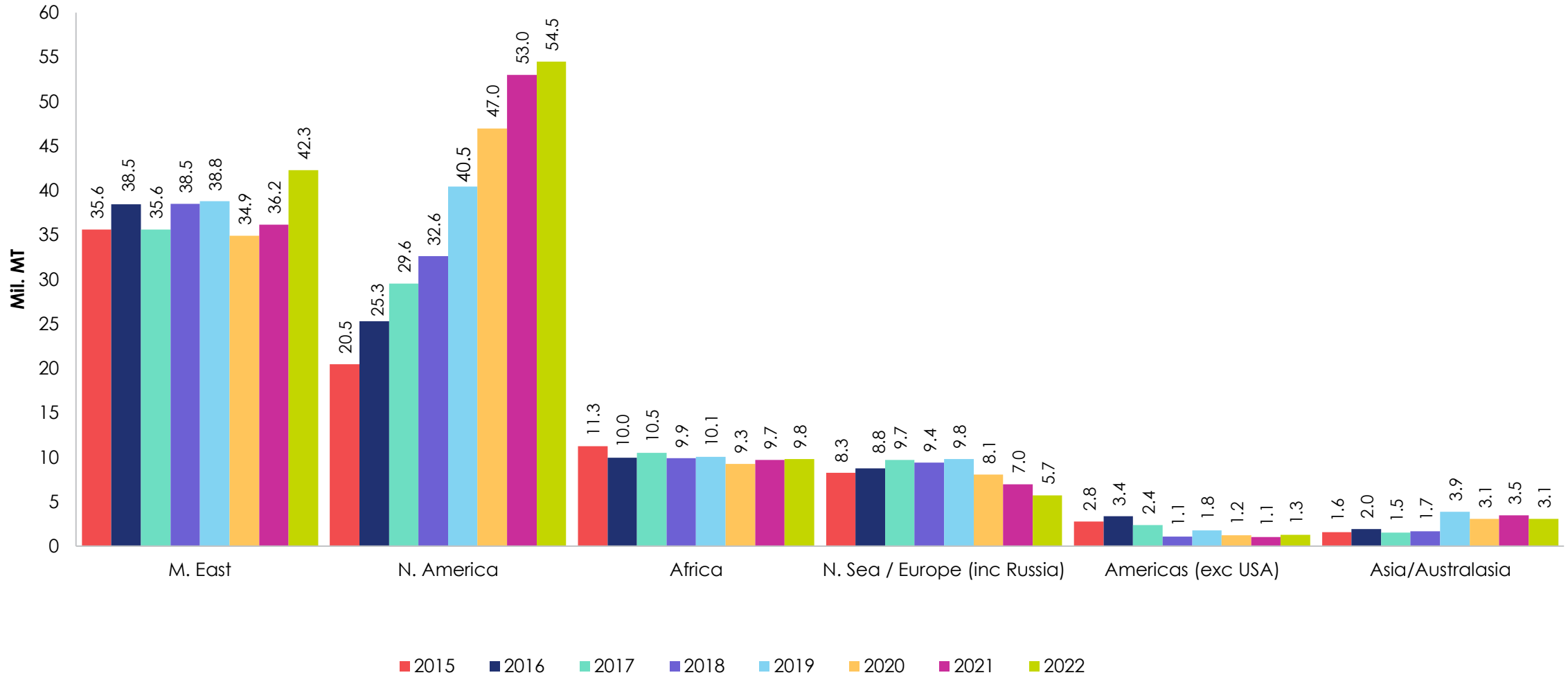
# Seaborne LPG Market

---

Prepared for WLPGA by Clarksons Gas  
April 2023

# Evolution of LPG Trade - 2015-2022

N. American exports have led export growth – having increased by 34mmt between 2015 and 2022 (+166%), followed by the Middle East (up by 6.7mmt, or +19% during the same period)



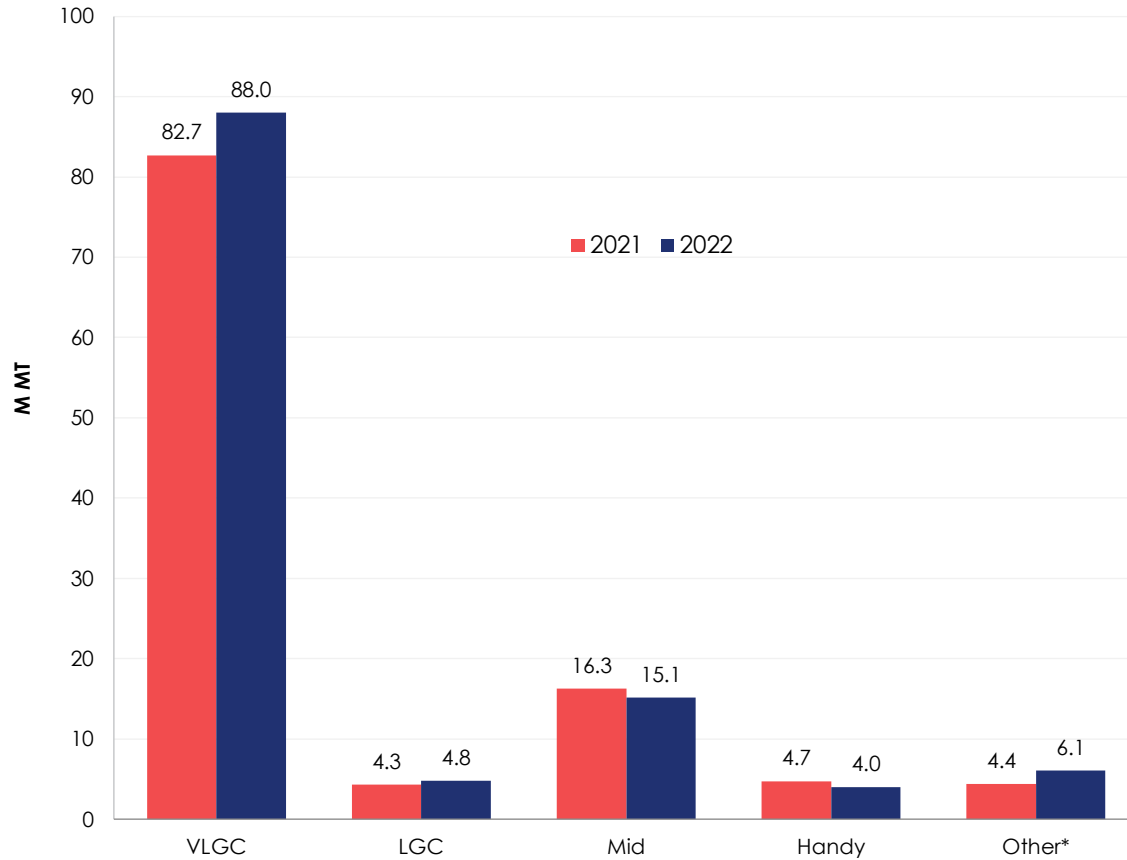
Data Source: Waterborne, Customs Stats



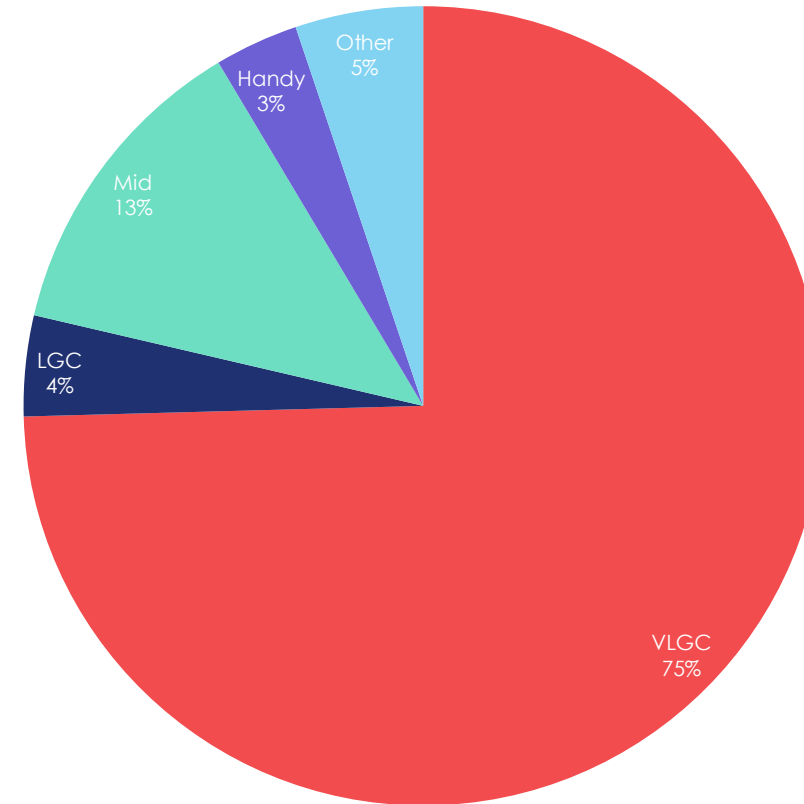
# Seaborne LPG Movements 2022 vs. 2021

By Vessel Size

## Volume (Mil. MT)



## 2022 Market Shares



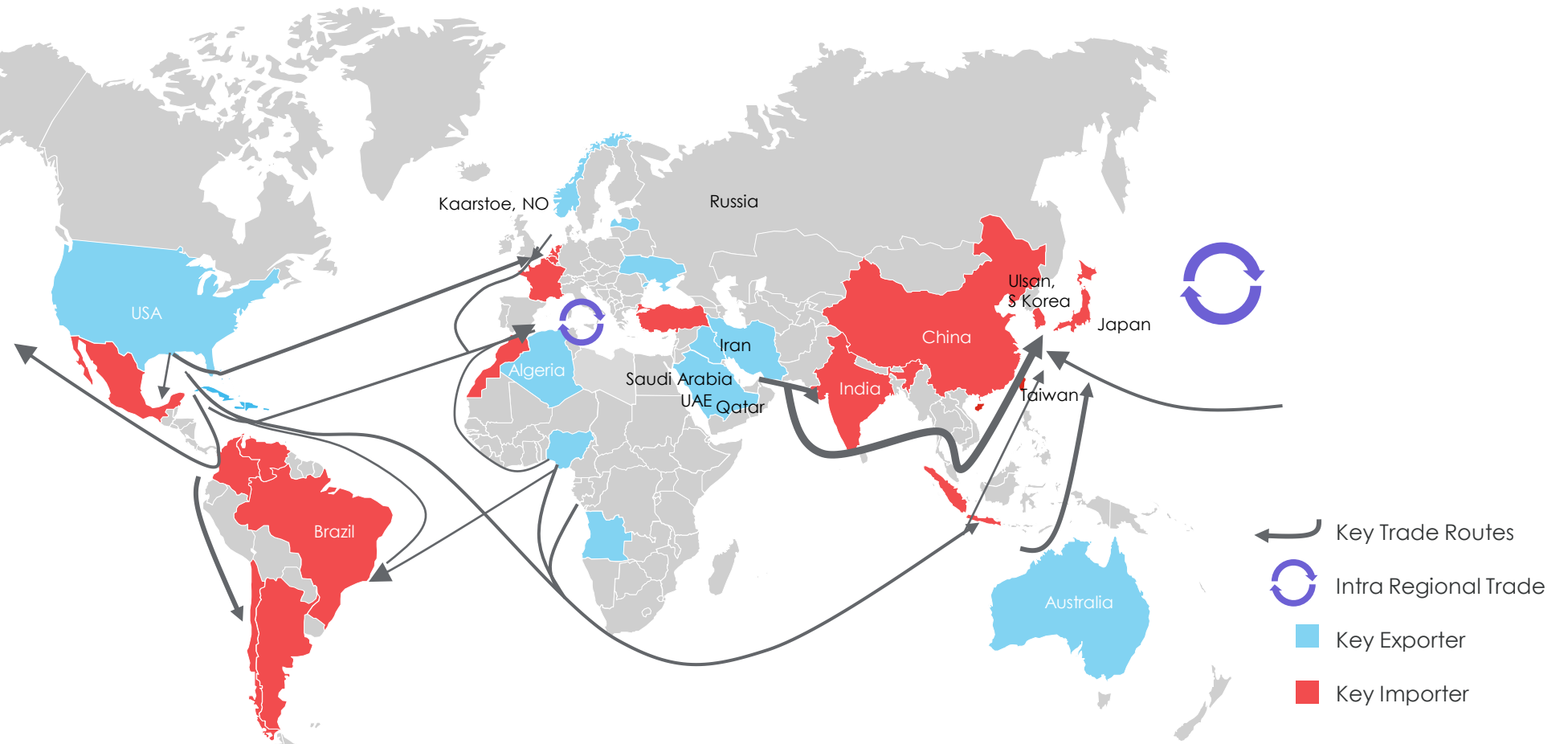
(Note: Rounded figures; All movements have been accounted for (including from/to Floating Storage) | \* "Other" movements include some Coaster LPG flows, however coverage is not comprehensive

Source: Waterborne/Clarksons

# LPG Trade carried by VLGCs in 2022

VLGC Movements (excluding Intra-country trade)

Main VLGC Trade Routes		
	To	MMT
N. America		<b>44.31</b>
	Asia (exc. India)	27.54
	North Europe	5.27
	North Africa & Med	4.68
	C. & S. America	3.34
	Mexico	1.5
	Caribs	1.01
	India	0.14
Others	0.83	
Middle East		<b>34.86</b>
	Asia (exc. India)	21.61
	India	12.68
Others	0.57	
Australia		<b>2.43</b>
	Asia	2.43
Others	0	
North Africa & Med		<b>1.63</b>
	Asia (exc. India)	1.01
	North Africa & Med	0.44
Others	0.18	
West & East Africa		<b>1.26</b>
	Asia (exc. India)	1.17
Others	0.09	
Asia Pacific		<b>0.39</b>
	Asia (exc. India)	0.44
Others	0	
		<b>0.54</b>
		<b>85.47</b>



Note: Rounded figures; Movements from/to Floating Storage and Intra-country Trades have been excluded

Source: Waterborne/Clarksons

# Disclaimer

## Clarksons

---

The material and the information (including, without limitation, any future rates and/or forward looking predictions) contained herein (together, the "Information") are provided by H. Clarkson & Company Ltd ("Clarksons") for general guide.

The Information is provided on "as is" and "as available" basis. Clarksons and all its Group companies make no representations or warranties of any kind, express or implied about the completeness, accuracy, reliability, suitability or availability with respect to the Information. Any reliance placed on such Information is therefore strictly at the recipient's own risk and no responsibility is accepted for any loss or damage howsoever arising. Please note that future rates and/or forward looking predictions are for illustration purposes only and given without guarantee; the ultimate outcome may be different.

This Information is not for reproduction or distribution without Clarksons's prior written consent. Especially, the Information is not to be used in any document for the purposes of raising finance whether by way of debt or equity. All intellectual property rights are fully reserved by Clarksons, its Group companies and/or its licensors.

This disclaimer shall be governed by and construed in accordance with English law.

COMMODITY QUAY, ST KATHARINE DOCKS, LONDON, UNITED KINGDOM, E1W 1BF